

# 138-3165 ALTO® 1.28

# MANSFIELD®

Elongated Front, Vitreous China, Two-Piece Toilet

## FEATURES

- 3-bolt SmartFasten™ tank-to-bowl connection
- 1.28 gpf / 4.8 lpf high efficiency water consumption
- Uses 20% less water than conventional toilets
- Elongated front bowl
- 3-2" hybrid flapper flush valve
- Fluidmaster® anti-siphon pilot fill valve
- Cover lock tank lid
- 10" rough-in
- Model 31 color-match, plastic trip lever
- 2" glazed trapway
- The Mansfield® Limited Lifetime Warranty
- Available in White





**MODEL 138-3165**

Toilet seat not included



ELONGATED

## COMPONENTS

MODEL #	DESCRIPTION	CODES/STANDARDS
<b>138-3165</b>	Elongated front, two-piece toilet	 
<b>138</b>	Elongated front, toilet bowl only. Less toilet seat. Specify color.	
<b>3165</b>	Tank and cover only with left hand, front-mount, color-match, plastic trip lever. Fluidmaster® anti-siphon pilot fill valve and cover lock. Less supply.	
<b>TANK TRIM &amp; REPLACEMENT PARTS</b>		
<b>31</b>	Trip lever - color-match, plastic trip lever, left hand	
<b>228</b>	3-2" Hybrid flapper flush valve	
<b>400A</b>	Fluidmaster® anti-siphon pilot fill valve	
<b>2206</b>	Anti-siphon pilot fill valve (compatible replacement)	
<b>630-0207</b>	3" Replacement flapper kit	
<b>165-LID</b>	Tank lid (cover lock)	
<b>Part # 001238891</b>	Locking hardware for cover lock tanks	



# 138-3165 ALTO<sup>®</sup> 1.28



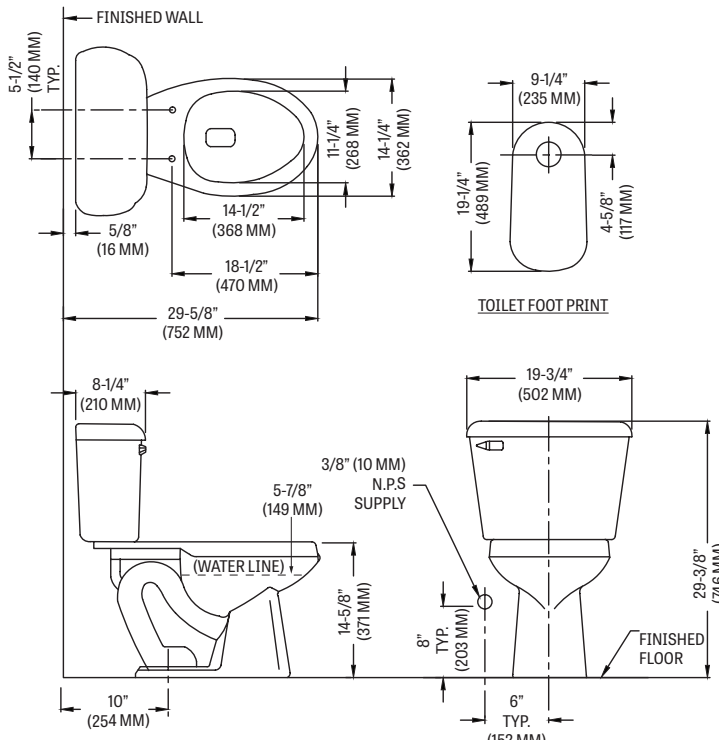
Elongated Front, Vitreous China, Two-Piece Toilet

## SPECIFICATIONS

MODEL #	DESCRIPTION	CODES/STANDARDS
138-3165	Elongated front (1.28 gpf / 4.8 lpf) two-piece toilet	 

MATERIAL	Vitreous China
WATER PRESSURE RANGE	20 to 80 PSI
FLUSH SYSTEM	3-2" Hybrid flapper flush valve
WATER USAGE	1.28 gpf / 4.8 lpf
WATER SURFACE AREA	9' X 10'
ROUGH-IN	10'
MAP RATING	800 grams

TRAP DIAMETER	2'
TRAP SEAL	2-1/2'
SHIPPING WEIGHT	Model 138 - 52 lbs. (23 kg) Model 3165 - 34 lbs. (15 kg)
WARRANTY	Vitreous China - Limited Lifetime Tank Trim - Limited One Year

TANK OPTIONS	TECHNICAL INFORMATION
<p><b>3173</b> Standard 1.28 gpf configuration: 3-2" hybrid flapper flush valve, Fluidmaster<sup>®</sup> anti-siphon pilot fill valve, left hand, color-match trip lever.</p> <p><b>3173RH</b> Variation of model 3173, with right hand, color-match trip lever.</p> <p><b>3165</b> Variation of model 3173, with cover lock.</p> <p><b>3174</b> Variation of model 3173, with tank liner.</p> <p><b>3120</b> Variation of model 3173, with left hand, chrome trip lever.</p>	<p><b>Note:</b> these dimensions are nominal and subject to change without notice.</p>  <p>The technical drawing includes the following dimensions:</p> <ul style="list-style-type: none"> <li><b>FINISHED WALL:</b> 5-1/2" (140 MM) TYP. (to the center of the bowl)</li> <li><b>TOILET FOOT PRINT:</b> <ul style="list-style-type: none"> <li>Overall width: 14-1/4" (368 MM)</li> <li>Overall depth: 14-1/4" (362 MM)</li> <li>Inner width: 11-1/4" (288 MM)</li> <li>Inner depth: 14-1/4" (362 MM)</li> <li>Offset from wall: 5-8" (16 MM)</li> <li>Offset from centerline: 18-1/2" (470 MM)</li> <li>Overall offset: 29-5/8" (752 MM)</li> </ul> </li> <li><b>Tank Dimensions:</b> <ul style="list-style-type: none"> <li>Width: 19-3/4" (502 MM)</li> <li>Height: 19-1/4" (489 MM)</li> <li>Depth: 4-5/8" (117 MM)</li> <li>Water Line: 8-1/4" (210 MM)</li> <li>Supply Line: 5-7/8" (149 MM)</li> <li>Supply Line Diameter: 3/8" (10 MM) N.P.S.</li> <li>Flush Valve: 14-5/8" (371 MM)</li> <li>Trap: 8" (203 MM) TYP.</li> <li>Overall Height to Floor: 29-3/8" (746 MM)</li> <li>Offset from Wall: 10" (254 MM)</li> <li>Offset from Centerline: 6" (152 MM) TYP.</li> </ul> </li> </ul>

Fixture performance and specifications meet or exceed ASME A112.19.2/CSA B45.1 standards, and other state and local codes.

